

Gambling Rehabilitation Program Special Purpose Gambling Help Services January - March 2011

The Office for Problem Gambling collects data from all of the Gambling Help Services; the Regional services of which there are 4 metropolitan and 8 Country services, and the Statewide and Special Purpose services of which there are a total of 9 services. The data in this bulletin reflects that of the Special Purpose services, and reports on selected data items.

The purpose of this bulletin is to give an overall view of the demographics and behaviours of gamblers who are receiving help from the Special Purpose services. The numbers in the bulletin show information about “new registered clients” who have a service intervention with a Special Purpose Gambling Help Service, and whose first contact date was between 1st January and 31st March 2011.


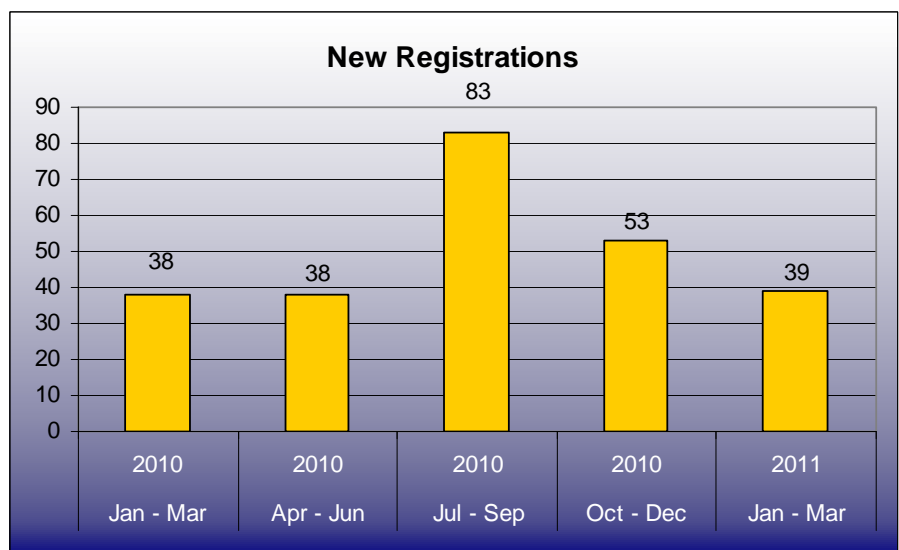
The Agencies:

The data in this bulletin has been combined from the Gambling Help Services operated by the following Agencies:

- Aboriginal Family Support Services (Metro, Murray Mallee, Northern)
- Anglicare – Cambodian Service
- Offenders Aid and Rehabilitation Services (OARS)
- Overseas Chinese Association
- Relationships Australia – PEACE Multicultural Services
- Vietnamese Community in Australia.

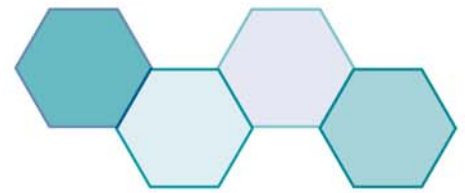
New Registrations

During the January - March 2011 quarter, the Special Purpose Services had a total of 39 *New Registered* clients.



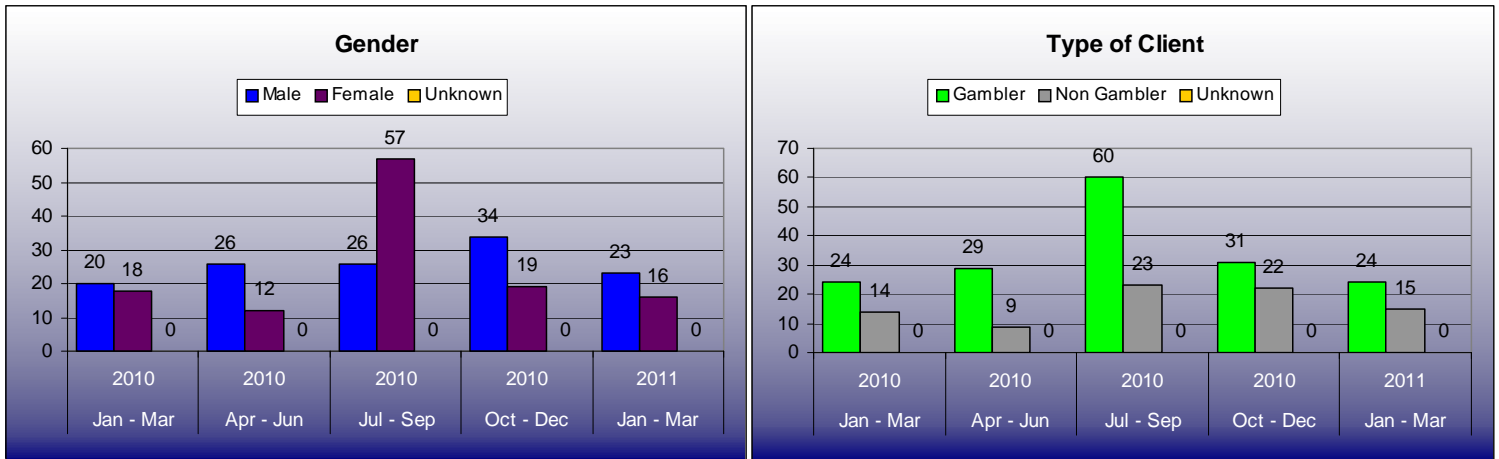
Funded through the Gamblers Rehabilitation Fund

been produced by the Office for Problem Gambling within the Department for Families and Communities. Contact number (08) 8207



Gender and Type of Client

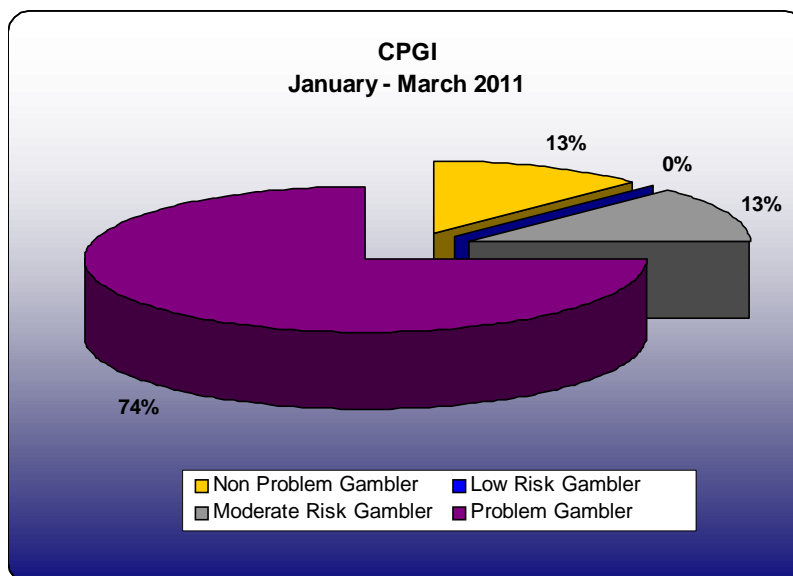
There were 16 female (41%) and 23 male (59%) clients registered this quarter, and 24 gambler (62%) and 15 non-gambler (38%) clients.

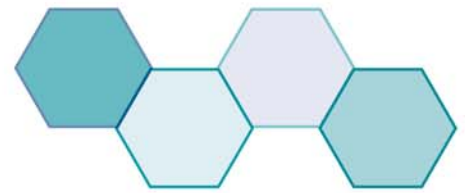


Canadian Problem Gambling Index (Gambling Clients Only)

During this quarter 24 of *new registered gambling* clients were assessed using the CPGI.

CPGI Score	Clients
Non problem gambler (0)	3
Low risk gambler (1-2)	-
Moderate risk gambler (3-7)	3
Problem gambler (8-27)	18





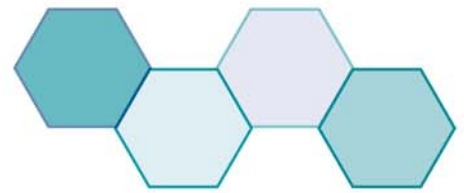
Referral Source

The following table shows which outside agencies referred new clients to Special Purpose Gambling Help Services during the quarter.

Quarter	Jan - Mar 2010	Apr - Jun 2010	Jul - Sep 2010	Oct - Dec 2010	Jan - Mar 2011
Community Health Service	3	2	8	2	1
Health/Welfare Professional	1	4	7	0	2
Mental Health Professional	0	0	1	0	0
Correctional/Legal Services	6	10	6	10	9
Financial Counsellor	0	1	18	0	0
Gamblers/Pokies Anonymous	0	0	0	0	0
Gambling Venue Staff	8	5	7	6	9
Independent Gambling Authority	0	0	0	0	0
Gambling Helpline	0	1	2	0	0
Another Gambling Help Service	2	0	5	3	4
Not Applicable	10	4	15	1	4
Other	8	11	14	31	10

(Note: figures shown are indicative of new registered clients only)





Assistance to Access Other Services

(Note: This data is for *new registered clients* only.)

During this quarter a total of 35 assistances were recorded. The most assistances were made to access:

- Gambling counselling service (23%)
- Financial counselling service (17%)

Service	Clients
Gambling counselling service	8
Financial counselling service	6
Internal service	-
Mental health service	1
Legal service	-
Drug / Alcohol service	1
Gamblers / Pokies anonymous	-
Another health service or program	-
On-line / Telephone	-
Family protection orders	3
Self barring	-
Not applicable	-
Other	16

Assessment Goals

(Note: This data is for *new registered clients* only.)

During this quarter, of the 24 new registered gambling clients;

- 21 (88%) clients set goals,
- 1 (4%) chose not to set goals, and
- 2 (8%) clients had no response recorded

